

d line
KNUD HOLSCHER DESIGN




Bathroom Fittings

Hardware
Bathroom
Washroom
Handrail
Signs



d line
KNUD HOLSCHER DESIGN





Marine Quality Stainless Steel

The high humidity levels in the bathroom setting necessitates the use of a non-corrosive rust-resistant stainless steel.

On **d line's** behalf, the Force Institute in Copenhagen has conducted a variety of independent tests on different metals' resistance to rust.

As a result of these tests, the only metal used in **d line's** bathroom fittings is AISI 316, also known as marine quality stainless steel. AISI 316 is one of the strongest and most resilient alloys on the market today.





The Aesthetics of Minimalism

In accordance with the tradition of structural simplicity inherent to Danish design, **d line** works within the confines of a minimalist aesthetic.

Strength, endurance and functionalism play an integral role in product development and the overall shape and character of the product.

In collusion with the high technical standards of the design phase and an unrelenting dedication to advances in engineering, these qualities help raise the **d line** series to a level of timelessness.





d line
KNUD HOLSCHER DESIGN

Design Continuity and its Relation to Architectural Space



From the perspective of design, **d line** conceptualises their products in terms of an inter-related continuity.

The quality standard is revealed in each and every product, from the soap dish, the towel rack, to the waste bin and the paper towel dispenser.

In the words of **d line**'s designer, Knud Holscher:

"There is a certain implicit advantage in having an architect work within the field of industrial design. Architects view the individual design product within the scope of the architectural space that it is meant to occupy. I perceive architectural space as a whole, where the bathroom is an equal and, most importantly, an integral part of the building proper."





A Faultless Series

The bathroom of today is one of the rooms that is given the highest priority. The main focus is directed towards form, function, and quality.

d line Bathroom Fittings are based on these qualities: impeccable design solutions, intrinsic functionalism and installation techniques developed through years of invaluable experience.

Hygiene and maintenance are already prevalent concerns in the product's design phase.



14

Bathroom Fittings

18

Towel Rails

22

Racks

26

Dispensers

34

Shelves

38

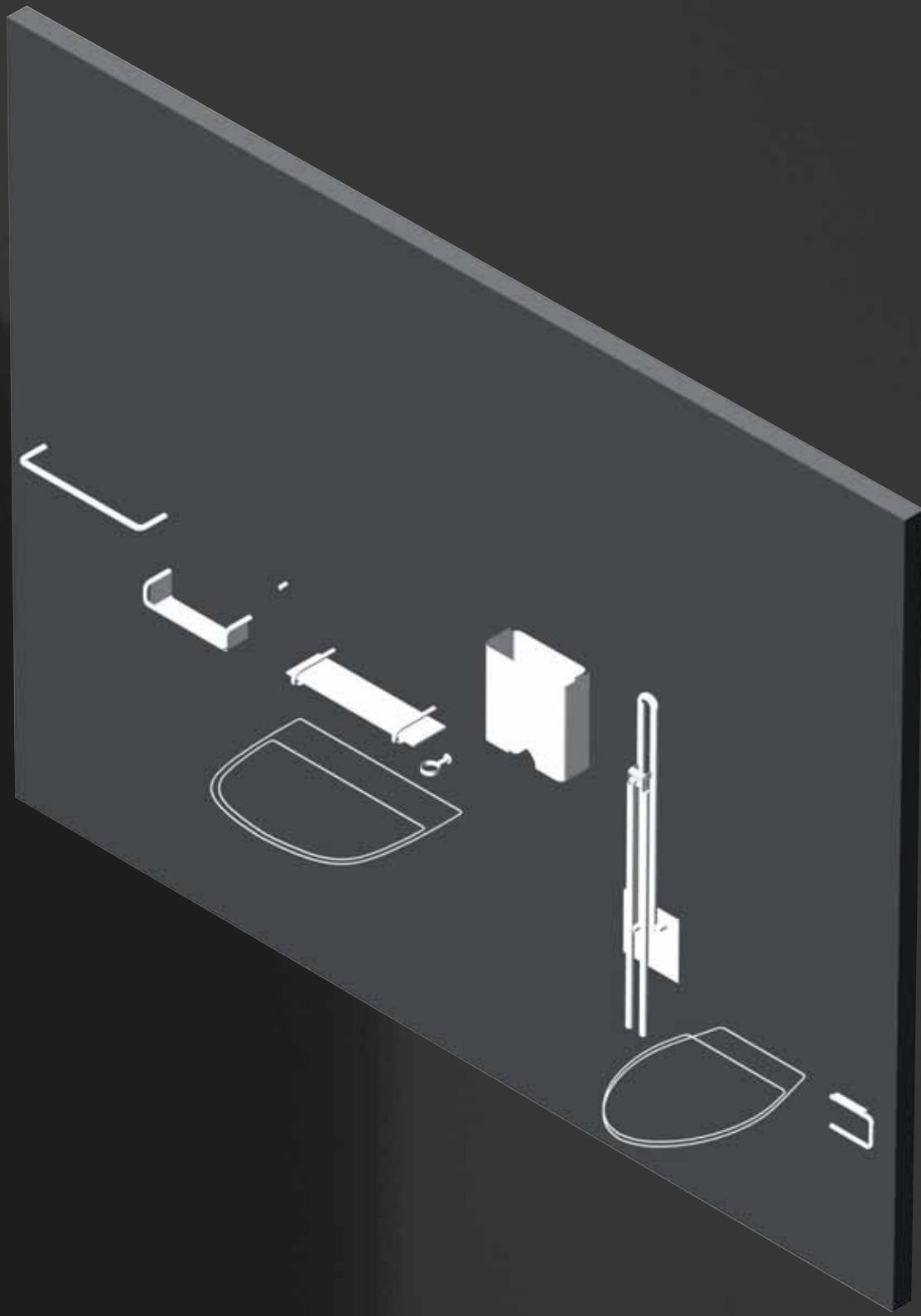
Mirror Accessories

40

Sink Accessories

42

Grab Rails for Special Needs

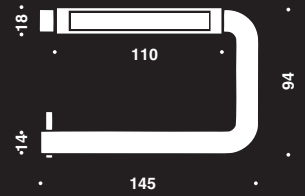








Bathroom Fittings



satin
stainless steel *polished*
stainless steel

Toilet Paper Dispenser
Length 145mm

Stainless steel toilet paper dispenser with wall mount made of hardened white plastic (PVC) with pre-drilled holes for countersunk screws Ø3.5mm	14.7055.02.140	16.7055.01.140
Stainless steel toilet paper dispenser with wall mount made of hardened graphite grey plastic (PVC) with pre-drilled holes for countersunk screws Ø3.5mm	14.7056.02.141	16.7056.01.147
Stainless steel toilet paper dispenser with wall mount made of stainless steel with pre-drilled holes for countersunk screws Ø3.5mm	14.7056.02.242	16.7056.01.242

Paper Towel Dispenser
Length 275mm

Stainless steel paper towel dispenser with wall mount made of hardened white plastic (PVC) with pre-drilled holes for countersunk screws Ø3.5mm	14.7057.02.270	16.7057.01.270
Stainless steel paper towel dispenser with wall mount made of hardened graphite grey plastic (PVC) with pre-drilled holes for countersunk screws Ø3.5mm	14.7058.02.271	16.7058.01.278
Stainless steel paper towel dispenser with wall mount made of stainless steel with pre-drilled holes for countersunk screws Ø3.5mm	14.7059.02.272	16.7059.01.272

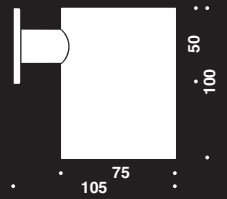
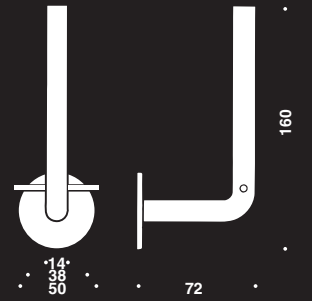
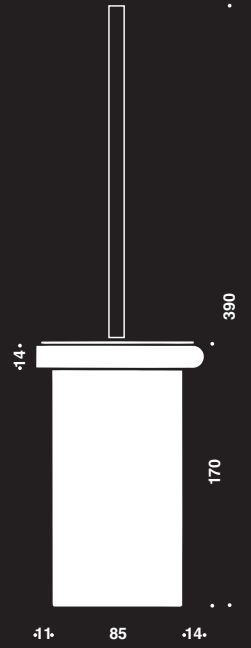
Paper Towel/Toilet Paper Dispenser
Length 320mm

Stainless steel toilet paper dispenser (holds two rolls) or paper towel dispenser with wall mount made of hardened white plastic (PVC) with pre-drilled holes for countersunk screws Ø3.5mm	14.7057.02.320	16.7057.01.320
Stainless steel toilet paper dispenser (holds two rolls) or paper towel dispenser with wall mount made of hardened graphite grey plastic (PVC) with pre-drilled holes for countersunk screws Ø3.5mm	14.7058.02.328	16.7058.01.324
Stainless steel toilet paper dispenser (holds two rolls) or paper towel dispenser with wall mount made of stainless steel with pre-drilled holes for countersunk screws Ø3.5mm	14.7059.02.325	16.7059.01.325

Bathroom Fittings



Bathroom Fittings



satin
stainless steel *polished*
stainless steel

Toilet Brush Holder

With white brush, transparent acrylic handle, with pre-drilled holes for countersunk screws Ø5.0mm

14.7060.02.007 16.7060.01.003

With white brush, stainless steel handle, with pre-drilled holes for countersunk screws Ø5.0mm

14.7061.02.000 16.7061.01.000

With grey brush, transparent acrylic handle, with pre-drilled holes for countersunk screws Ø5.0mm

14.7060.02.005 16.7060.01.005

With grey brush, stainless steel handle, with pre-drilled holes for countersunk screws Ø5.0mm

14.7061.02.005 16.7061.01.005

Individual Toilet Brush

White brush with transparent acrylic handle

14.7060.30.001

White brush with stainless steel handle

14.7061.02.010

Grey brush with transparent acrylic handle

14.7060.30.002

Grey brush with stainless steel handle

14.7061.02.012

Individual Brush for Toilet Brush

White brush 14.7961.30.035

Grey brush 14.7061.25.034

Holder for Spare Toilet Paper Roll

Rose Ø50mm with snap-on cover, fixing centres 38mm, projection 72mm.

Holds one roll, with pre-drilled holes for countersunk screws Ø4.0mm

14.7062.02.016 16.7062.01.016


Wall Mounted Ashtray

Empties by tipping. Snap-on rose, Ø50mm, with hidden screws, fixing centres 30mm, projection 105mm. Pre-drilled holes for countersunk screws Ø5.0mm

14.7065.02.000 16.7065.01.000



Towel Rails



satin
stainless steel

polished
stainless steel

Towel Rail, Ø14mm

Projection 75mm from wall, with pre-drilled holes
for countersunk screws Ø5.0mm

Fixing measures 300mm
Fixing measures 450mm
Fixing measures 650mm

14.7050.02.305
14.7050.02.453
14.7050.02.658

16.7050.01.301
16.7050.01.450
16.7050.01.654

Towel Rail, Ø19mm

Projection 90mm from wall, with pre-drilled holes
for countersunk screws Ø5.0mm

Fixing measures 300mm
Fixing measures 450mm
Fixing measures 650mm

14.7052.02.304
14.7052.02.452
14.7052.02.657

16.7052.01.301
16.7052.01.459
16.7052.01.653



Towel Rails



satin
stainless steel

polished
stainless steel

Swing Towel Rail, Ø14mm
Length 465mm

With wall mount made of hardened white plastic (PVC),
with pre-drilled holes for countersunk screws Ø3.5mm

14.7053.02.460

16.7053.01.460

With wall mount made of hardened graphite grey plastic (PVC),
with pre-drilled holes for countersunk screws Ø3.5mm

14.7054.02.460

16.7054.01.466

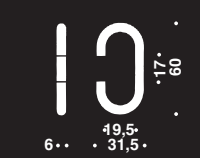
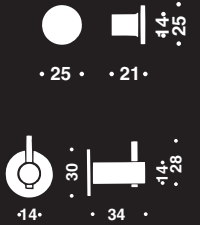
With wall mount made of stainless steel, with pre-drilled holes
for countersunk screws Ø3.5mm

14.7054.02.465

16.7054.01.465




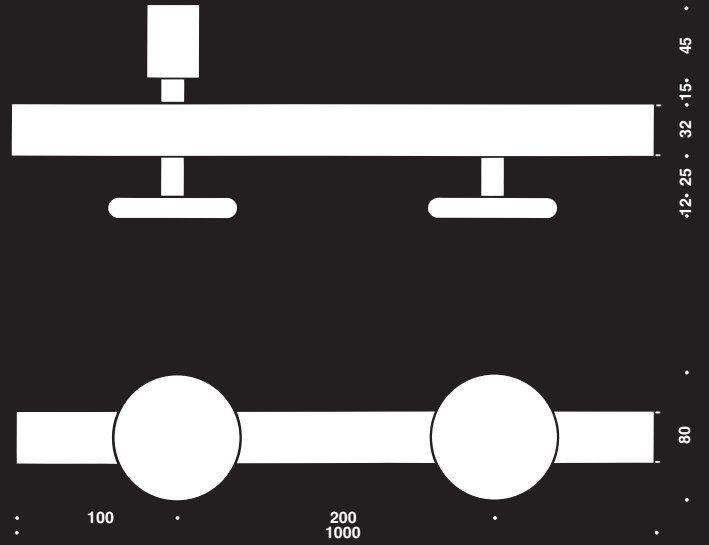
Racks



	<i>satin stainless steel</i>	<i>polished stainless steel</i>
Hat Hook With bush (wall mounted), with pre-drilled holes for countersunk screws Ø5.0mm	14.5615.02.006	16.5615.01.002
Coat Hook with Ø25mm Head With bush (wall mounted), with pre-drilled holes for countersunk screws Ø5.0mm With M5 thread (to be fastened on back, ref. No. 14.4900) for mounting on closets and drawers	14.5600.02.000 14.5600.02.107	16.5600.01.006 16.5600.01.103
Hat Rack With bush (wall mounted), with pre-drilled holes for countersunk screws Ø5.0mm	14.5605.02.002	16.5605.01.009
Coat Hook with Slot With bush (wall mounted), with pre-drilled holes for countersunk screws Ø5.0mm With M5 thread (to be fastened on back, ref. No. 14.4900) for mounting on closets and drawers	14.5610.02.003 14.5610.02.101	16.5610.01.000 16.5610.01.107
Bush Screw with M5 Thread For coat hook ref. No. 14.5600, elec. galv. steel, 20mm For coat hook ref. No. 14.5600, elec. galv. steel, 25mm For coat hook ref. No. 14.5600, elec. galv. steel, 30mm For coat hook ref. No. 14.5600, elec. galv. steel, 35mm	14.4900.92.201 14.4900.92.251 14.4900.92.308 14.4900.92.359	
Hooks for Kitchen Utensils, Ø6mm Suitable for 19mm handles, delivered individually	14.4250.02.008	16.4250.01.004



Racks



satin
stainless steel

polished
stainless steel

Coat Rail, Ø32mm

Length 1000mm with 5 hooks Ø80mm, with pre-drilled hole for coach screw Ø10.0mm

14.5620.02.104

16.5620.01.101

Coach Screw, 10mm

For use with coat rail ref. No. 14.5620, elec. galv. steel, 60mm
For use with coat rail ref. No. 14.5620, elec. galv. steel, 80mm

14.4911.91.601
14.4911.91.806

Single Coat Hook


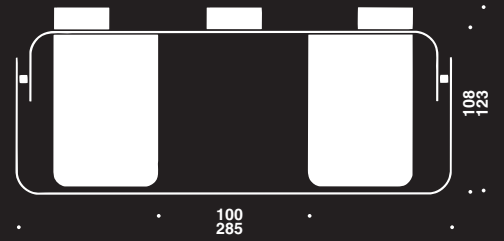
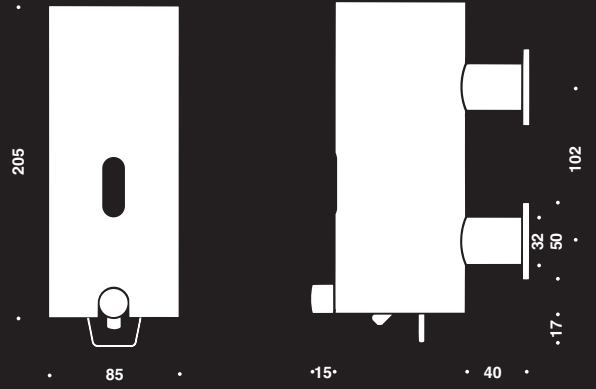
With pre-drilled holes for countersunk screws Ø5.5mm

14.5625.02.000

16.5625.01.006



Dispensers



	<i>satin</i> <i>stainless steel</i>	<i>polished</i> <i>stainless steel</i>
--	--	---

Soap Dispenser, Wall Mounted

Ground clearance 220mm. Pre-drilled hole for coach screw Ø8.0mm

With indicator	14.7045.02.004	16.7045.01.004
Without indicator	14.7045.02.005	16.7045.01.005

For ordinary soap ref. No. 14.7046 or anti-bacterial soap ref. No. 14.7047

Soap to be ordered separately

Coach Screw, 8mm

For soap dispenser ref. No. 14.7045, elec. galv. steel, 60mm	14.4910.92.603
For soap dispenser ref. No. 14.7045, elec. galv. steel, 80mm	14.4910.92.808

Wall Mounted Paper Towel Dispenser

Exterior measurements 285 x 300 x 113mm (breadth x height x depth).
Comes with three 15mm bits to ensure wall projection.
Affixed with three screws Ø6.0mm

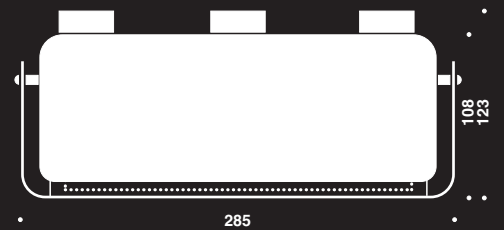
14.7080.02.004	16.7080.01.000
----------------	----------------

Suitable for 250 x 100mm paper towels ref. No. 14.7080.00.000
(Paper towels will also fit in the sanitary panel system's
paper towel dispenser, module type H)

Paper towel dispenser unit comes with paper towels



Dispensers



satin
stainless steel

polished
stainless steel

Wall Mounted Tissue Dispenser

With front load. Exterior measurements 285 x 140 x 123mm (b x h x d).
Comes with three 15mm bits to ensure wall projection.
Affixed with three screws Ø6.0mm

14.7091.02.000

16.7091.01.000

Suitable for tissue box 230 x 115 x 52mm (b x h x d), ref. No. 14.7191.02.000
(The tissue box will also fit in the sanitary panel system's tissue dispenser unit,
module type M)

The tissue dispenser unit comes with a tissue box

Plastic Disposal Bag Dispenser

With front load. Exterior measurements 285 x 140 x 123mm (b x h x d).
Comes with three 15mm bits to ensure wall projection.
Affixed with three screws Ø6.0mm

14.7095.02.000

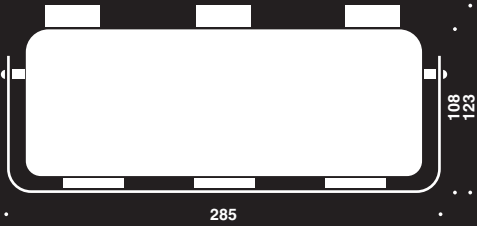
16.7095.01.000

Suitable for plastic disposal bag dispenser ref. No. 14.7095.00.000
(Plastic disposal bag dispenser will also fit in the sanitary panel system's
plastic disposal bag dispenser unit, module type O)

Plastic disposal bag dispenser comes with a two-pack of plastic bags



Dispensers



satin
stainless steel

polished
stainless steel

Plastic Cup Dispenser

With front load. Exterior measurements 285 x 300 x 123mm (b x h x d).
Comes with three 15mm bits to ensure wall projection.
Affixed with three screws Ø6.0mm

14.7099.02.000


16.7099.01.000

Suitable for approx. 160 21cl. cups, ref. No. 14.7099.00.000

Plastic cups to be ordered separately



Dispensers



satin
stainless steel

polished
stainless steel

Wall Mounted Waste Paper Bin (Small)

With front load. Exterior measurements 285 x 300 x 123mm (b x h x d).
Comes with three 15mm bits to ensure wall projection.
Affixed with three screws Ø6.0mm

With round opening

14.7097.02.100

16.7097.01.100

With oblong opening

14.7097.02.000

16.7097.01.000

Suitable for sanitary bag rolls, 15 l., ref. No. 14.7097.00.000
(Sanitary bags also suitable for the sanitary panel system's small waste
paper bin, module type L or R)

Bin comes with one roll of sanitary bags

Wall Mounted Waste Paper Bin (Large)

Exterior measurements 390 x 300 x 187mm (b x h x d).
Comes with three 28mm bits to ensure wall projection.
Affixed with three screws Ø6.0mm

14.7085.02.201

16.7085.01.200

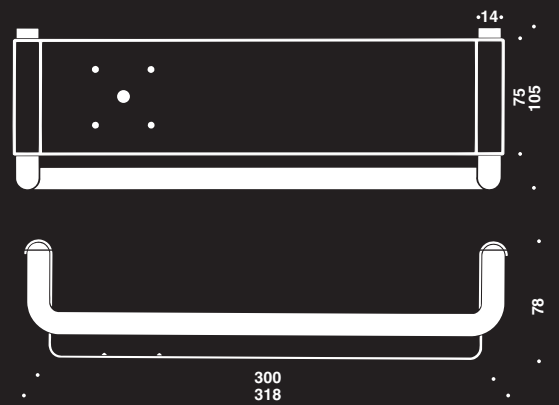
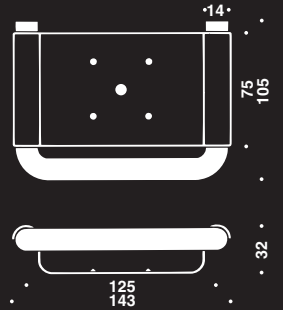
Suitable for transparent plastic bags, 40 litre, roll of 50 bags,
ref. No. 14.7085.00.000

(Bags also suitable for the sanitary panel system's
waste paper bins, module type R)

Bin comes with one roll of transparent plastic bags



Shelves



satin
stainless steel *polished*
stainless steel

Soap Dish, 125mm

White rilsan finished stainless steel dish with pre-drilled holes for countersunk screws Ø5.0mm

14.7034.02.128 16.7034.01.124

Graphite grey rilsan finished stainless steel dish with pre-drilled holes for countersunk screws Ø5.0mm

14.7035.02.122 16.7035.01.129

Theft-proof stainless steel dish with pre-drilled holes for countersunk screws Ø5.0mm

14.7036.02.127 16.7036.01.123

Hanger mounting for two countersunk screws Ø5.0mm

Shampoo Shelf, 300mm

White rilsan finished stainless steel shelf with pre-drilled holes for countersunk screws Ø5.0mm

14.7029.02.305 16.7029.01.301

Graphite grey rilsan finished stainless steel shelf with pre-drilled holes for countersunk screws Ø5.0mm

14.7030.02.308 16.7030.01.304

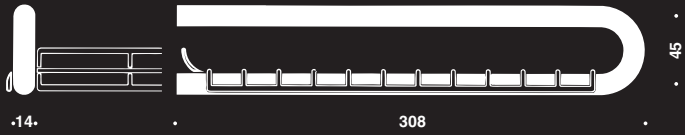
Theft-proof stainless steel shelf with pre-drilled holes for countersunk screws Ø5.0mm

14.7031.02.302 16.7031.01.309

Hanger mounting for two countersunk screws Ø5.0mm



Shelves



satin
stainless steel

polished
stainless steel

Hand Towel Rack, 500mm

With white rilsan finished steel rack, pre-drilled holes
for countersunk screws Ø5.0mm

14.7024.02.500

16.7024.01.500

With graphite grey rilsan finished steel rack, pre-drilled holes
for countersunk screws Ø5.0mm

14.7025.02.501

16.7025.01.508

With stainless steel rack, pre-drilled holes for countersunk screws Ø5.0mm

14.7026.02.506

16.7026.01.506

Hanger mounting for four countersunk screws Ø5.0mm

Mirror Accessories



satin
stainless steel *polished*
stainless steel

Mirror Holder

Delivered individually with pre-drilled holes for countersunk screws Ø5.0mm

14.7010.02.009 16.7010.01.005

Mirror Pad

Self-adhesive foam pads for adhesion to rear of mirror in sets of four pads ref. No. 14.7015.00.009

Mirror Shelf

Delivered in sets of two. Pre-drilled holes for countersunk screws Ø5.0mm

For glass depth 120mm
For glass depth 170mm

14.7000.02.129 16.7000.01.125
14.7000.02.170 16.7000.01.176

Hardened glass shelf must be ordered separately

Glass Shelf

6mm hardened glass with rounded edges

Length 470mm, depth 120mm
Length 630mm, depth 120mm
Length 630mm, depth 170mm

14.7005.00.013
14.7005.00.056
14.7005.00.102

Mirror Screw

With cylindrical cover head 3.5 x 19mm with two holes for clasps and PVC disk

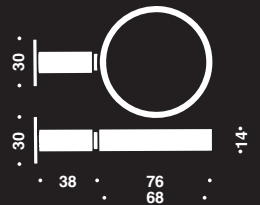
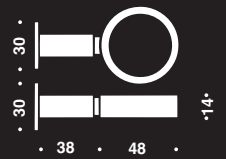
Length 30mm
Length 40mm
Length 50mm

14.7020.02.304 16.7020.01.301
14.7020.02.401 16.7020.01.408
14.7020.02.509 16.7020.01.505

Mirror Accessories




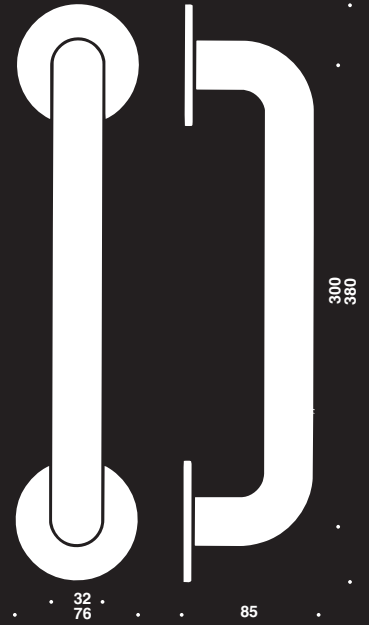
Sink Accessories



	<i>satin stainless steel</i>	<i>polished stainless steel</i>
Magnetic Soap Holder With pre-drilled hole for countersunk screw Ø5.0mm	14.7044.02.008	16.7044.01.004
Toothbrush Holder In stainless steel with graphite grey holder In stainless steel with white holder	14.7043.02.003 14.7043.02.054	16.7043.01.000 16.7043.01.051
Soap Holder Exterior of ring Ø48mm with pre-drilled hole for countersunk screw Ø5.0mm	14.7040.02.000	16.7040.01.006
Glass Holder Exterior of ring Ø76mm with pre-drilled hole for countersunk screw Ø5.0mm	14.7042.02.009	16.7042.01.005
Glass Delivered individually, transparent hardened plastic (PVC) ref. No. 14.7042.00.103		
Bottle Opener Ø25mm, standard bottle-cap size. Mounted on Ø50mm snap-on rose concealing the screws, with pre-drilled holes for screws Ø4.0mm	14.7071.02.000	16.7071.01.000



Grab Rails for Special Needs



satin
stainless steel

polished
stainless steel

Grab Rails for Special Needs

With bush holes, lathe-crafted screws and key. Comes without bush

Fixing measures 300mm
Fixing measures 650mm

14.4614.02.306
14.4614.02.659

16.4614.01.302
16.4614.01.655

Rose for Grab Rail

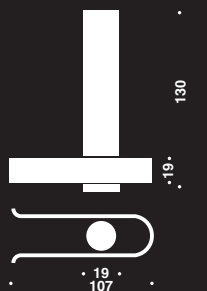
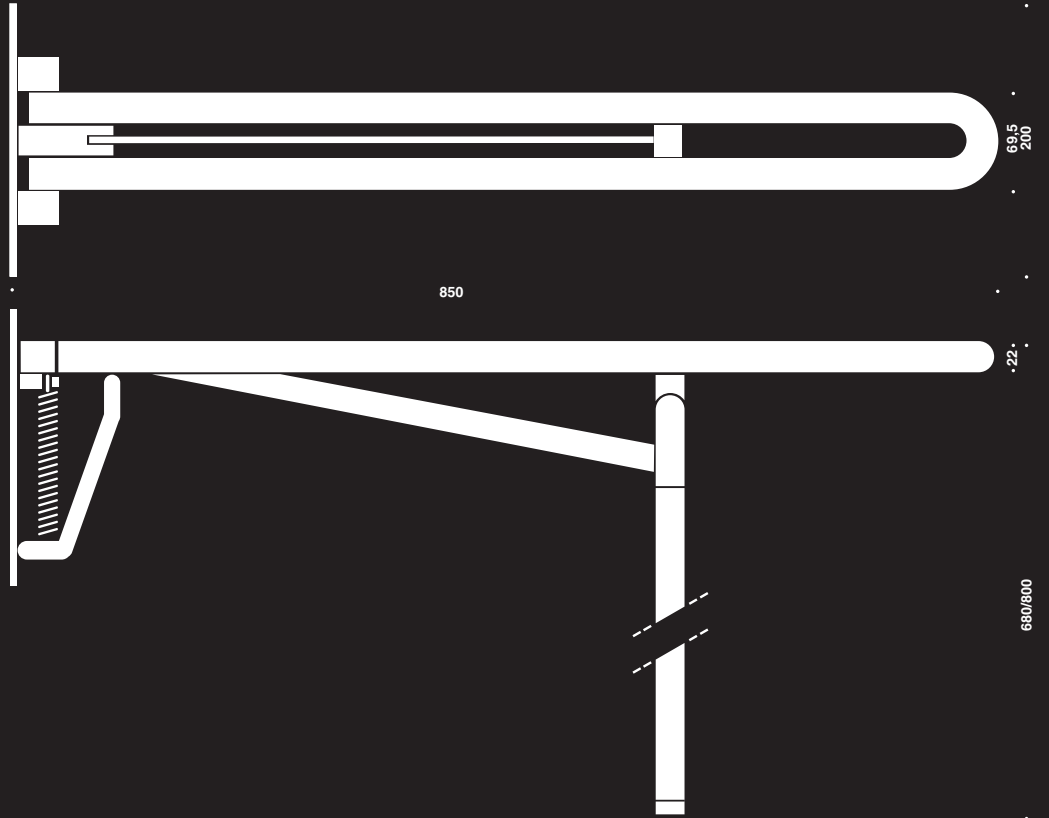
With snap-on cover rose, Ø76 x 5mm, and pre-drilled holes for countersunk screws Ø5.0mm. Delivered in sets of two

14.4963.02.321

16.4963.01.327



Grab Rails for Special Needs



satin
stainless steel

polished
stainless steel

Grab Rail

Mounted on a 200 x 200mm 4mm thick plate.
May be elevated into a vertical position where
grab rail is locked in position parallel to the wall

In vertical position projection is 80mm
In regular position projection is 850mm

With adjusting screw in vertical leg

Floor clearance 800mm
Floor clearance for affixing 805mm

14.7500.02.800

Floor clearance 680mm
Floor clearance for affixing 685mm

14.7500.02.680

Padding Profile

For grab rail

14.7503.02.850

Toilet Paper Dispenser

For grab rail

14.7501.02.001

d line

KNUD HOLSCHER DESIGN



Hardware
Bathroom
Washroom
Handrail
Signs



www.dline.com